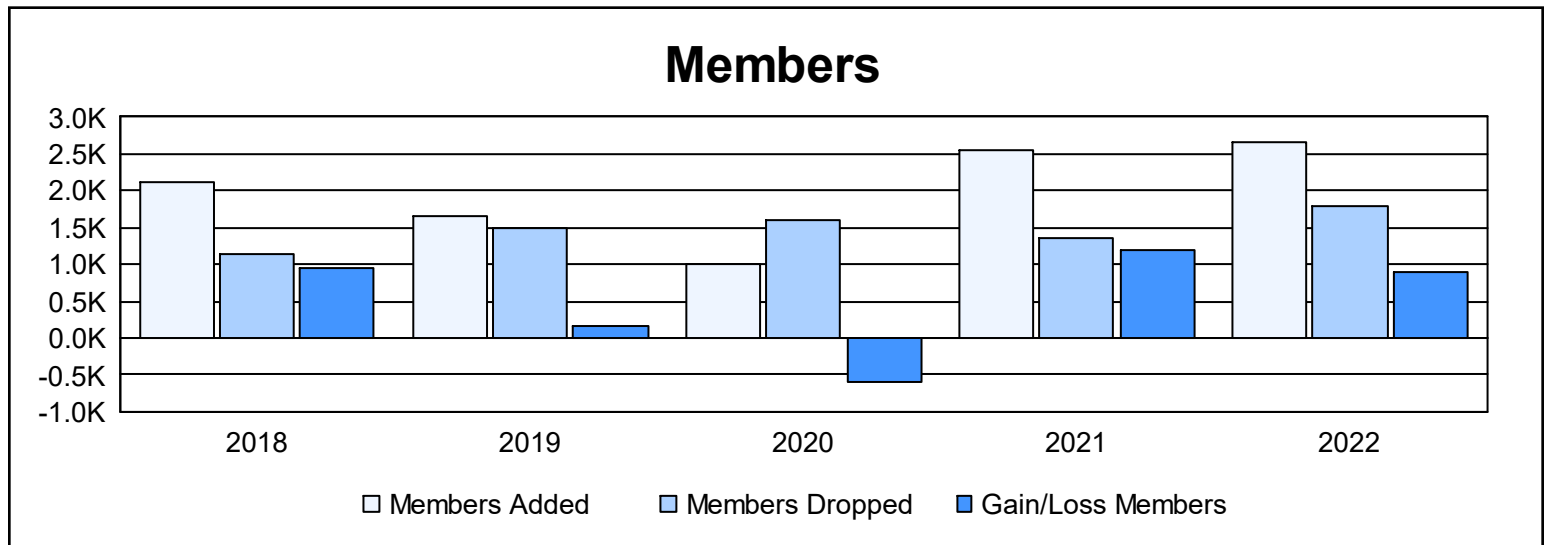
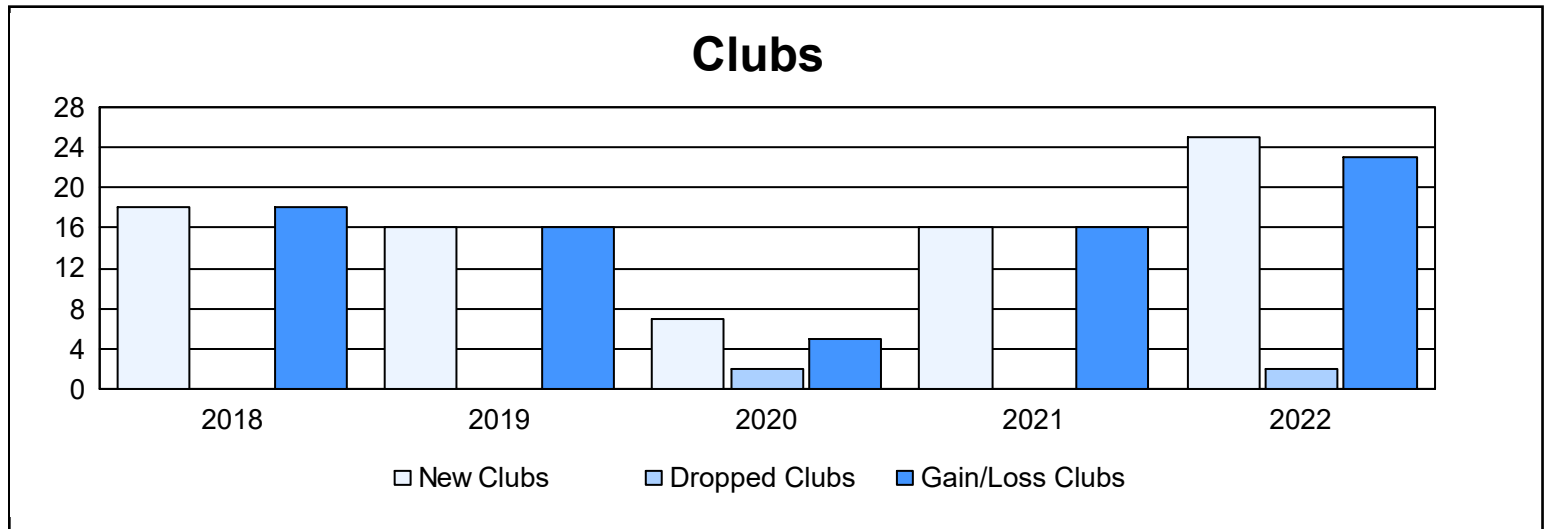
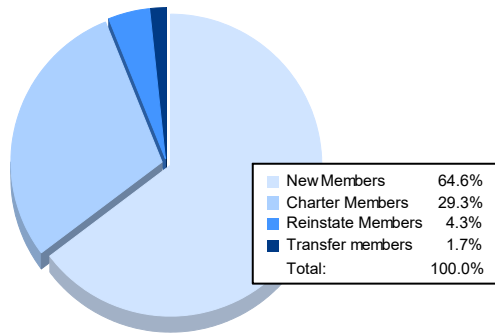


| Year | New Clubs | Dropped Clubs | Gain/ Loss Clubs | New Members | Charter Members | Reinstate Members | Transfer Members | Total Member Added | Total Members Dropped | Gain/ Loss Members |
|----------------|-----------|---------------|------------------|--------------|-----------------|-------------------|------------------|--------------------|-----------------------|--------------------|
| 2017-2018 | 18 | 0 | 18 | 1,567 | 493 | 29 | 22 | 2,111 | 1,153 | 958 |
| 2018-2019 | 16 | 0 | 16 | 836 | 651 | 157 | 9 | 1,653 | 1,495 | 158 |
| 2019-2020 | 7 | 2 | 5 | 523 | 265 | 198 | 19 | 1,005 | 1,599 | -594 |
| 2020-2021 | 16 | 0 | 16 | 1,804 | 562 | 158 | 36 | 2,560 | 1,358 | 1,202 |
| 2021-2022 | 25 | 2 | 23 | 1,725 | 783 | 116 | 46 | 2,670 | 1,780 | 890 |
| Average | 16 | 1 | 16 | 1,291 | 551 | 132 | 26 | 2,000 | 1,477 | 523 |



Membership Composition June 2022 Cumulative



Gender Composition June 2022 Cumulative

